

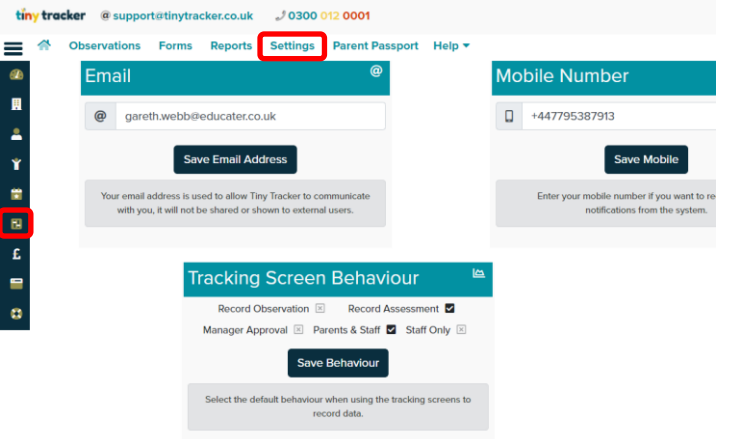
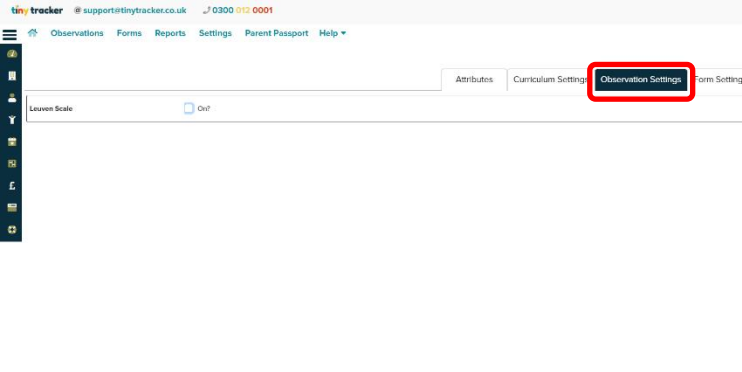
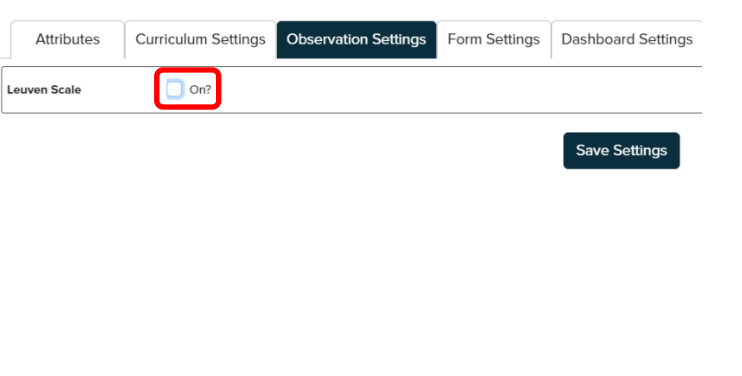
## How to ... Enable Leuven Scale Assessments

Notes: Leuven Scales were developed by a team based at the Research Centre for Experiential Education (Leuven University – Belgium) under the supervision of Dr. Ferre Laevers.

The tool focuses on two central indicators of quality early years provision: children’s ‘well-being’ and ‘involvement’. Well-being refers to feeling at ease, being spontaneous and free of emotional tensions and is crucial to good ‘mental health’. It is also linked to self-confidence, a good degree of self-esteem and resilience.

Involvement refers to being intensely engaged in activities and is considered to be a necessary condition for deep level learning and development.

In Tiny Tracker, you can add a Leuven Scale Assessment in conjunction with your other curriculum observations.

<p>1.</p>	<p>From the Settings page, click <b>Configuration</b> from the left-hand tool bar.</p>	
<p>2.</p>	<p>Click the <b>Observation Settings</b> tab at the top of the page.</p>	
<p>3.</p>	<p>Tick the <input type="checkbox"/> <b>On?</b> box next to <b>Leuven Scales</b>.</p>	
<p>4.</p>	<p>By default, all staff will be able to record Leuven Scale Assessments.</p> <p>However, if you want to identify specific staff, untick <input checked="" type="checkbox"/> <b>All Staff</b> and click in the box that is next to it. Now you can select individual staff.</p> <p>When you’ve finished, click <b>Save Settings</b>.</p>	