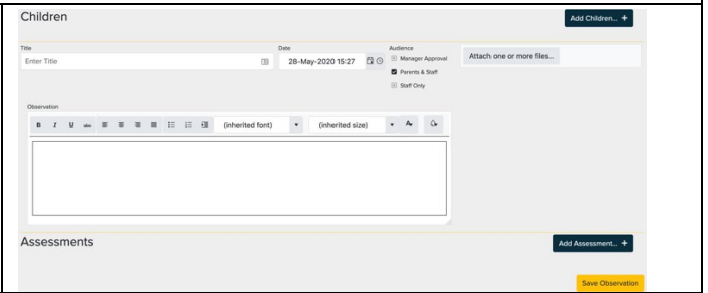
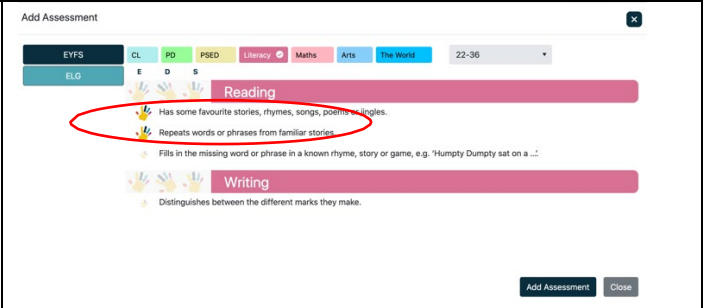
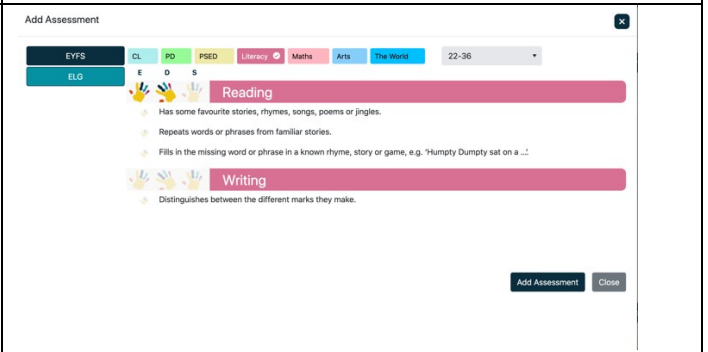
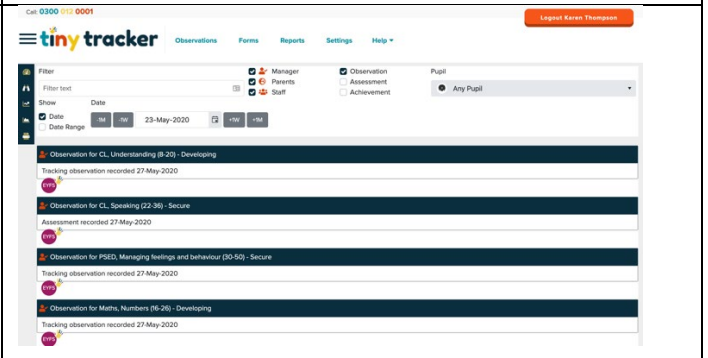


Understanding ... Observations, Assessments and Achievements

1.	<p>Notes: The EYFS is built on the importance of Observations and Tiny Tracker is designed to assist Early Years practitioners to manage all the information they collect about their children. In Tiny Tracker, references are made to Observations, Assessments and Achievements. It is important to understand how these are defined.</p>	
2.	<p>Observations An observation includes any information collected about a child. This may be a narrative, an uploaded file or picture/photo. It may also be linked to small steps in the curriculum and even include a judgement concerning the current band a child is working in.</p>	
3.	<p>Assessment An assessment is an observation which has been directly linked to statements in the curriculum. These are small handprints which can be clicked on to be coloured, identifying a specific section of the age band.</p>	
4.	<p>Achievement As a result of a range of observations and assessments, a professional will then decide on the 'best fit' judgement for a child. Within an assigned age band (eg. 22-36mths.) a child's achievement can be judged as Emerging, Developing, or Secure. (E, D, S) by selecting the large handprints.</p>	
5.	<p>Searching In the Observation Dashboard, items can be filtered by their characteristics. Thus: Achievement- must include a large handprint judgement Assessment- must include a small handprint curriculum statement Observation-any narrative or file attachment information saved, might also include both of the above.</p>	

6. Individual Tracking

When you select a large handprint on Individual Tracking, you are always making a judgement of Achievement. If you wish to add either narrative or small handprint judgements, then you need to select

Record Assessment Record Observation

If you select assessment, only a large handprint is recorded.

7. Group Tracking

Similar to individual tracking, you need

to select

Record Assessment Record Observation

Selecting an observation allows you to record any element: a narrative, a file attachment, a small or large handprint. Selecting an Assessment allows you to record either small or large handprints.

Child	0-5	6-20	16-26	22-36	30-50	40-60	6-10	11-15	16-20	21-25	26-30	31-35	36-40	41-45	46-50
Adams, Nancy	30-50 E	30-50 E	40-60 D	6-10 E	22-36 S	30-50 S	22-36 S	30-50 S	40-60 D	22-36 E	40-60 S	16-20 D	30-50 S	16-20 D	
Adams, Sofia	40-60 E	30-50 E	30-50 D	30-50 S	40-60 S	40-60 S	40-60 S	40-60 S	40-60 D	40-60 D	30-50 D	8-20 S	40-60 S	40-60 S	
Banks, Valeriy	22-36 E	16-20 S	30-50 D	40-60 D	40-60 S	40-60 S	30-50 S	40-60 D	40-60 D	40-60 S				40-60 S	
Banks, Chloe	6-10 E	30-50 E	6-10 S												
Carter, Ryan	6-10 E		8-20 D				8-20 D								